



IMRRA's September 2022 Newsletter



Featuring:

- Data from 1,305 Wet Cargo Vessels Risk Rated During August 2022
- Worst Performing Red Rated Vessel
- Top 4-Green Rated Vessel's for Gas Carrier, LNG, Oil and Chemical / Oil Products Tanker
- PSC Deficiencies (August's) by Vessel Age & Type
- Vessel Age & Detentions Relationship
- Most Traded Vessels by Type & Age
- Vessel average risk trends table

Dear Colleague,

During last month (August 2022) 1,305 Wet Cargo vessels, totalling 79 820 923 metric tonnes, were risk rated by IMRRA's analysts. In summary:

- 469 Red or Amber vessel risk ratings were recorded, representing 35.9% of all risk rated vessels
- 836 Green rated vessels recorded
- 68 vessels had five-or-more Port State Control deficiencies
- 620 deficiencies recorded
- 25 vessel incidents recorded
- 13 Port State Control vessel detentions recorded

1. August's Worst Performing Red Risk Rated Vessel BORISLAV IMO 8711954



1990 built Oil Tanker Moldova flagged tanker, operated by [Azovtransterminal Ltd](#), has the dubious distinction of being the highest Red risk rated oil products tanker during August 2022.

BORISLAV, Oil Tanker, IMO 8711954			
Ship Information			
Name	BORISLAV	Overall Risk Rating	68 %
IMO/VIN	8711954	Fleet Type Average	37%
Operator	<i>Azovtransterminal Ltd</i>	Avg. Operator Risk Rating	68%
Vessel Type	Oil Tanker	Analysis Date	24-AUG-22
Class	non IACS	Delivery Date	02-AUG-90
Flag	Moldovia	Deadweight	3330

Readers should be aware the BORISLAV is currently running dark without its AIS transponder on, since 10 October 2019, according to [Fleetmon.com](https://www.fleetmon.com) The vessel is risk rated as a high-risk probability for severe accidents and casualties.


2. August 2022's Top Green Risk Rated Vessels

The following vessels are class leaders for safe operation and represent the highest standard of Wet Cargo operation.


You can find link the vessel to the manager/operator by visiting www.marinerating.com.

Or, simply click on the vessel information and you will be directed straight to the vessel information where you can subscribe to a free subscription.


1.1 Gas Carrier:

Vessel Name	IMO Number	Vessel Type	Analysis Date	Risk Rating	Fleet Type Avg.
GOLAR BEAR	9626039	Gas Carrier	25-AUG-22	 26 %	35%


1.2 Chemical / Oil Products Tanker

Vessel Name	IMO Number	Vessel Type	Analysis Date	Risk Rating	Fleet Type Avg.
DEWEY	9353096	Chemical/Oil Products Tanker	31-AUG-22	 30 %	37%

1.3 LNG Tanker

Vessel Name	IMO Number	Vessel Type	Analysis Date	Risk Rating	Fleet Type Avg.
ASIA VISION	9606948	LNG Tanker	24-AUG-22	 28 %	35%

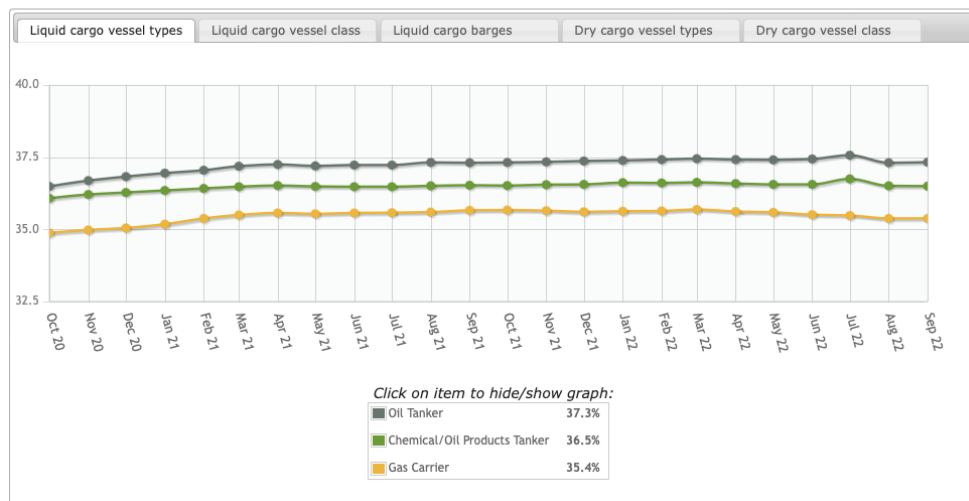
1.4 Oil Tanker

Vessel Name	IMO Number	Vessel Type	Analysis Date	Risk Rating	Fleet Type Avg.
ENERGY TRIUMPH	9817614	Oil Tanker	10-AUG-22	 25 %	37%

2. IMRRA's Exclusive Chemical/Oil Products Tanker and Gas Carriers Risk Trends Data Table - August 2022

Select period for graph

Last: 2 years year



The KPI benchmarked average risk rating for all vessel types has now stabilised after a slow gradual increase in risk ratings over the previous 24-months. Vessel Class information can be viewed [here](#).

3. August 2022 Overall Wet Cargo Port State Control Deficiencies

Rank*	PSC Deficiency	Number	Percentage
1	Fire Safety	101	16.3%
2	ISM	32	5.2%
3	Pollution Prevention	52	8.4%
4	Safety of Navigation	71	11.5%
5	Structural Conditions	28	4.5%
6	Certificate and Documentation	55	8.9%
7	Life Saving Apparatus	51	8.2%
8	Emergency Systems	28	4.5%
9	Propulsion and Auxiliary Machinery	37	6.0%
10	Labour Conditions	71	11.5%
11	Living and Working Conditions	19	3.1%
12	Maritime Labour Convention	2	0.3%
13	Radio Communications	13	2.1%
14	Water/Weathertight Conditions	38	6.1%
15	Alarms	4	0.6%
16	Other	7	1.1%
17	Dangerous Goods	4	0.6%
18	Cargo Operations inc. Equipment	7	1.1%
	Total	620	

*Port State Control Deficiencies are ranked in order of vessel safety importance.

3.1. PSC Deficiencies Table Comparison by Vessel Type August 2022

Rank	PSC Deficiency	Chemical/Oil Tankers	Oil Tankers	Gas Carriers	OBO
1	Fire Safety	49	39	9	4
2	ISM	13	16	2	1
3	Pollution Prevention	20	28	3	1
4	Safety of Navigation	24	41	6	0
5	Structural Conditions	16	10	2	0
6	Certificate and Documentation	18	25	10	2
7	Life Saving Apparatus	29	11	8	3
8	Emergency Systems	13	13	2	0
9	Propulsion and Auxiliary Machinery	13	23	0	1
10	Labour Conditions	40	24	4	3
11	Living and Working Conditions	11	5	0	3
12	Maritime Labour Convention	0	0	0	2
13	Radio Communications	8	4	1	0
14	Water/Weathertight Conditions	24	13	1	0
15	Alarms	3	1	0	0
16	Other	3	1	0	3
17	Dangerous Goods	2	1	1	0
18	Cargo Operations inc. Equipment	2	4	0	1
		288	259	49	24

3.2 Chemical/Oil Product Tankers Vessel Age, Deficiencies and Detentions - August 2022

Vessel Age	Vessels	Deficiencies	Detentions
≤ 5 years	2	12	0
5-15 years old	16	149	5
≥ 15 years	17	127	3
Total:	35	288	8

3.3. Oil Tankers Vessel Age, Deficiencies and Detentions - August 2022

Vessel Age	Vessels	Deficiencies	Detentions
≤ 5 years	2	9	1
5-15 years old	14	143	1
≥ 15 years	8	107	2
Total:	24	259	4

3.4. Gas Carriers - Vessel Age, Deficiencies and Detentions - August 2022

Vessel Age	Vessels	Deficiencies	Detentions
≤ 5 years	1	9	0
5-15 years old	3	17	0
≥ 15 years	3	23	1
Total:	7	49	1

3.5. OBO breakdown by Vessel Age, Deficiencies and Detentions - August 2022

Vessel Age	Vessels	Deficiencies	Detentions
≤ 5 years	0	0	0
5-15 years old	2	24	0
≥ 15 years	0	0	0
Total:	2	24	0

4. Breakdown of Wet Liquid Cargo Vessels Offered for Trading by DWT & Age August 2022

Years	<5,000	5,000-20,000	20,000-50,000	50,000-150,000	>150,000	Total Vessels by Age
≥ 25 years	33	12	2	4	0	18
20-25 years	6	24	30	3	3	60
15-20 years	13	52	184	107	28	371
10-15 years	15	117	124	125	58	424
5-10 years	5	65	82	62	21	230
≤ 5 years	8	25	38	42	17	122
Total	80	295	460	343	127	1225

5. Summary: Top-3 Most Popular Oil & Gas Vessels for Trading by DWT & Age August 2022

Rank	Metric Tonnes	Vessel Age
1	20,000 to 50,000	15-20
2	50,000 to 150,000	10-15
3	20,000 to 50,000	10-15

5.1. August 2022 Vessel Incidents, Implicated Vessels and Detentions

Month	Recorded Incidents	Vessels Implicated	Detentions	Screened vessels
August	26	28	13	1,305

You can research your own Red/Amber/Green vessel risk ratings by subscribing for free at marinerating.com

If you have any questions regarding the information in this newsletter, our would like to see different other vessel safety in this newsletter, please do not hesitate to contact me.

No question is too small, and I look forward to hearing from you.

Regards,

Wayne Hurley

Head of Business Development
e: Wayne.Hurley@marinerating.com
www.marinerating.com

P.S. Remember, visit our company LinkedIn page to stay in touch on all high Red risk vessels and operators. Click through [here](#) to stay informed.

© IMRRA 2022

[#vesselsafety](#)
[#vesselmanagement](#)
[#vesselstatistics](#)
[#TankerSafety](#)
[#BORISLAV](#)
[#ENERGYTRIUMPH](#)
[#DEWEY](#)
[#GOLARBEAR](#)